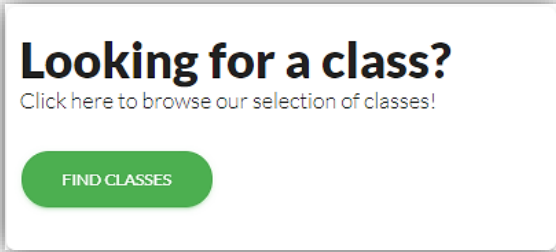




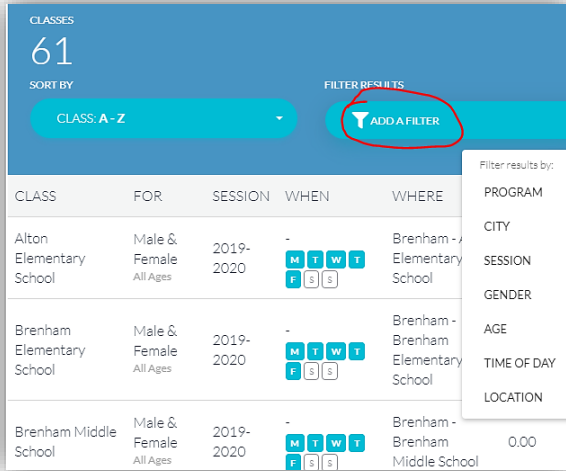
## 1. Log into your Parent Portal

<https://app3.jackrabbitclass.com/jr3.0/ParentPortal/Login?orgId=518503>

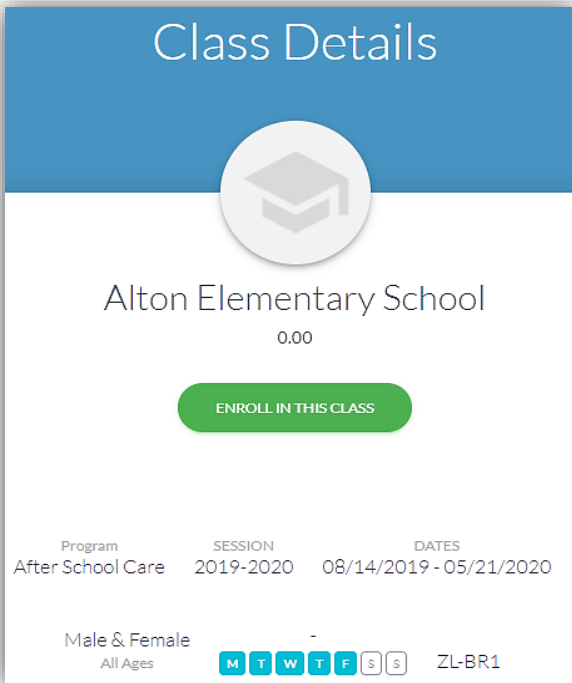
## 2. Click on the green FIND CLASSES button



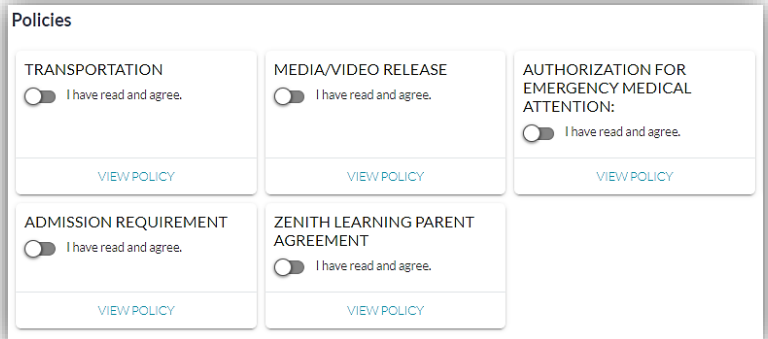
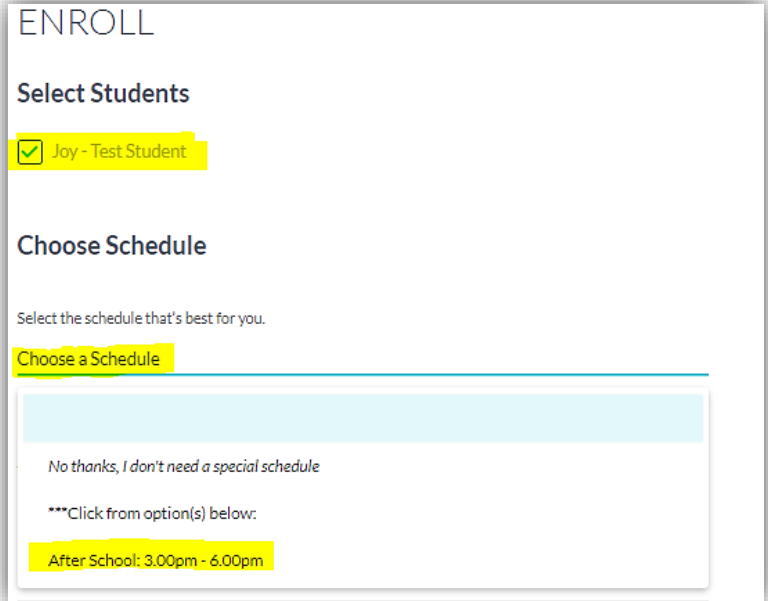
## 3. From the list of classes, click on the class you'd like to enroll your child in. Classes can be FILTERED based on program type, city, and location.



## 4. Next, review the class details to make sure you picked the right class. When done, click on the green ENROLL IN THIS CLASS button.



## 5. Select the student(s) you'd like to enroll in the selected class, choose your schedule, read through and accept our updated policies and agreements for the next school year, and finally click on the ENROLL button to complete your registration.



After completing this process, you should receive a confirmation email with a summary of your enrollment and a copy of your signed policies and agreement. If enrolling another student in a different class, please repeat the same steps as described above.

Your Registration Fees and Pro-rated Tuitions Fees will be posted to your account periodically followed by an email notification from us with more details.

If you have any questions, please call us at 713-988-9600. Or email us at [info@zenithlearning.org](mailto:info@zenithlearning.org).